


BEWARE Door Frame Metal Detector (DFMD) – Single Zone

Model: BW-DFMD-BS



Product Overview


The BEWARE Single Zone Door Frame Metal Detector (DFMD) offers reliable metal detection with adjustable sensitivity, audio alarms, and OLED display monitoring. Featuring a built-in people counter and durable fire-resistant frame, it ensures efficient and safe entry screening for offices, schools, and public spaces.




Multi-Zone Detection



LED Detection Zones




Audio-Visual Alerts



Infrared People Counter



Adjustable Sensitivity



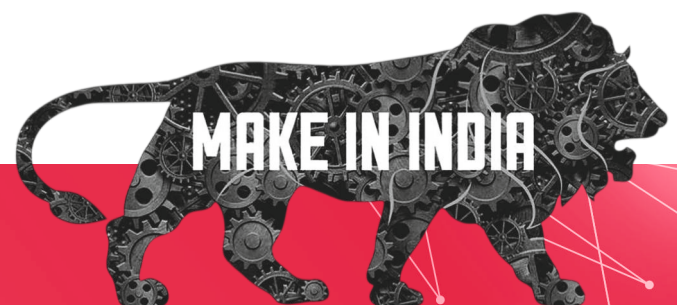
LCD Control Panel

KEY FEATURES

- **High-Sensitivity Metal Detection** – Detects ferrous and non-ferrous metals accurately.
- **Adjustable Sensitivity Control** – Customizable detection levels for different environments.
- **Audible Alarm Alert System** – Instant sound alert on metal detection.
- **OLED Display Panel** – Clear real-time monitoring and system status display.
- **Built-In People Counter** – Tracks entry and exit movement efficiently.

TECHNICAL SPECIFICATIONS

PERFORMANCE	
Detection Technology:	Induction Metal Detection
Detection Sensitivity:	Single Zone
Sensitivity Adjustment:	Ferrous & Non-Ferrous Metals
Sensitivity Adjustment:	Adjustable Levels
Alarm Mode:	Audio Alarm
DETECTION INDICATORS	
LED Zone Indicator:	OLED Display Screen
People Counter:	IN / OUT Pass Counting
ELECTRICAL SPECIFICATIONS ^A	
Input Voltage:	AC 110V - 240V
Frequency:	50Hz / 60Hz
Power Consumption:	< 20W
ENVIRONMENTAL CONDITIONS	
Operating Temperature:	-25°C to +45°C
Working Humidity:	Indoor Recommended
PHYSICAL DETAILS	
Dimensions	224 × 49 × 16.5 cm
Weight:	Approx. 35 kg
Frame Material:	High-Density Fire-Resistant Material
Installation Type:	Floor Mounted Walk-Through Detector



+91 8287958163

sales@beware-essentials.com

www.beware-essentials.com

